

INSTRUCTIONS FOR USE AND CARE
THESE INSTRUCTIONS MUST BE SUPPLIED TO THE CUSTOMER TOGETHER WITH THE PRODUCT



PRODUCT: Playa Alta chair - Playa Media chair



Materials


Frame in solid beech wood. Natural or oiled, painted, or lacquered wood finish.

Metal hardware in white galvanized steel.

Spacers in plastic.

Cotton, acrylic, or PVC fabrics.


Assembly instructions



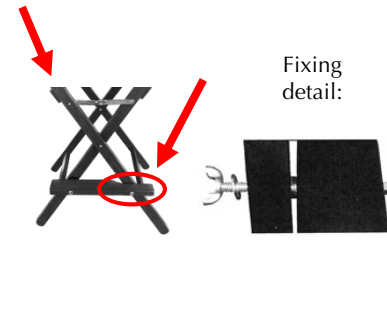
1. Insert the seat in the grooves with the chair in semi-folded position.



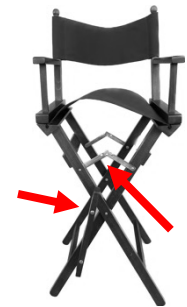
2. Insert the backrest with the chair in semi-folded position.



3. **IMPORTANT:** before use, completely close both blades to lock them.
Mind your hands!



4. **IMPORTANT:** before sitting down, secure the footrest using the wing nut.
Mind your hands!



5. **IMPORTANT:** before closing the chair, unscrew the footrest and open both blades to unlock them. Avoid any contact between the fabric and the blades.
Mind your hands!

Instructions for use

To guarantee stability and ensure a long product life, you are advised to check from time to time that the screws have not loosened, the rivets are firmly in place and the glue used on the joints is still adhesive. Do not use the product if any of its components are damaged or have come unglued. The product is not suitable for outdoor use in rainy or particularly damp weather. The outdoor finishes are merely intended to protect the wood frame from sun rays, but in no way do they guarantee protection against rain or heavy humidity: rain and damp damage the wood, the paint and the glue used on the chair joints. The galvanized steel hardware is not suitable for exposure to rain or brine. The product must be used with all four legs placed firmly on the floor. Before sitting down, check that the chair is fully extended and correctly assembled. Sit correctly on the chair. Do not sit on the armrests or stand on the seat. Avoid excessively rapid movements when using the product. Do not swing on the chair or rock it backwards and forwards. No more than one person may sit on the chair at the same time. Do not place the product close to sources of heat, open flames, or aggressive chemical agents. The product may only be used on flat even surfaces. At the end of its lifecycle, the product and its components must be correctly disposed of according to the authorized refuse disposal systems and measures adopted in your town. Owing to the artisanal nature of the product and the natural raw material, some slight imperfections are to be considered normal and do not preclude a correct use of the chair. The chair will bear a maximum weight of 80 kg.

Product care instructions

Any fluids accidentally spilt on the product must be promptly wiped and absorbed using a clean dry cloth. To clean the elements in wood and metal, it is sufficient to use a slightly damp clean cloth. For cleaning purposes, do not use abrasive products containing alcohol or solvents. In the case of the oiled wood finish, treat the clean surface from time to time by applying linseed oil with a sponge. When not in use, avoid storing the product in places that are damp or exposed to sunlight. Cotton fabrics are suitable for indoor use since they tend to fade in the sun. The fabrics may be washed using neutral detergents and a maximum water temperature of 20°C. After washing, it is normal for cotton fabrics to shrink by +/- 5%.