

INSTRUCTIONS FOR USE AND CARE
THESE INSTRUCTIONS MUST BE SUPPLIED TO THE CUSTOMER TOGETHER WITH THE PRODUCT



PRODUCT: Playa Alta chair - Playa Media chair



Materials


Frame in solid beech wood. Natural or oiled, painted, or lacquered wood finish.

Metal hardware in white galvanized steel.

Spacers in plastic.

Cotton, acrylic, or PVC fabrics.


Assembly instructions



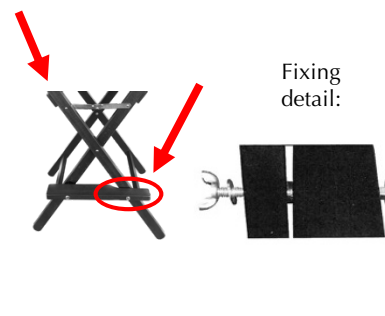
1. Insert the seat in the grooves with the chair in semi-folded position.



2. Insert the backrest with the chair in semi-folded position.





3. **IMPORTANT:** before use, completely close both blades to lock them.
Mind your hands!



4. **IMPORTANT:** before sitting down, secure the footrest using the wing nut.
Mind your hands!

Fixing detail:



5. **IMPORTANT:** before closing the chair, unscrew the footrest and open both blades to unlock them. Avoid any contact between the fabric and the blades.
Mind your hands!

Instructions for use

To guarantee stability and ensure a long product life, you are advised to check from time to time that the screws have not loosened, the rivets are firmly in place and the glue used on the joints is still adhesive. Do not use the product if any of its components are damaged or have come unglued. The products must be used on smooth surfaces and not on uneven ground. The product must be used with all four legs placed firmly on the floor. Before sitting down, check that the chair is fully extended and correctly assembled. Sit correctly on the chair. Do not sit on the armrests or stand on the seat. Avoid excessively rapid movements when using the product. Do not swing on the chair or rock it backwards and forwards. No more than one person may sit on the chair at the same time. The product is not intended for use by children. The metal parts in galvanized steel do not guarantee total protection in case of exposure to rain or a salty atmosphere. Fabrics can become stained, fade due to sunlight and can stretch with use or shrink with washing. Do not place the product close to sources of heat, open flames, or aggressive chemical agents. At the end of its lifecycle, the product and its components must be correctly disposed of according to the authorized refuse disposal systems and measures adopted in your town. Due to the nature of the material, the outdoor finishes and glues used do not guarantee total protection against rain. Owing to the artisanal nature of the product and the natural raw material, some slight imperfections are to be considered normal and do not preclude a correct use of the chair. The chair will bear a maximum weight of 85 kg.

Product care instructions

Any fluids accidentally spilt on the product must be promptly wiped and absorbed using a clean dry cloth. To clean the elements in wood and metal, it is sufficient to use a slightly damp clean cloth. For cleaning purposes, do not use abrasive products containing alcohol or solvents. In the case of the oiled wood finish, treat the clean surface from time to time by applying linseed oil with a sponge. When not in use, avoid storing the product in places that are damp or exposed to sunlight. Cotton fabrics are suitable for indoor use only. When washing fabrics, use neutral soaps and a water temperature not exceeding 20 °C.